

EXU Technical Data Low Lift Pallet Truck

[EXU 16](#)

[EXU 16 Li-Ion](#)

[EXU 18](#)

[EXU 18 Li-Ion](#)

[EXU 20](#)

[EXU 20 Li-Ion](#)

[EXU 22](#)

[EXU-H 18](#)

[EXU-H 20](#)





		EXU 16	EXU 16 Li-Ion	EXU 18	EXU 18 Li-Ion	EXU 20	EXU 20 Li-Ion	EXU 22	EXU-H 18	EXU-H 20				
Distinguishing marks	1.1	Manufacturer		STILL	STILL	STILL	STILL	STILL	STILL	STILL				
	1.2	Manufacturer's type designation		EXU 16	EXU 16 Li-Ion	EXU 18	EXU 18 Li-Ion	EXU 20	EXU 20 Li-Ion	EXU 22	EXU-H 18	EXU-H 20		
	1.3	Drive		Electric	Electric	Electric	Electric	Electric	Electric	Electric	Electric			
	1.4	Operator type		Pedestrian	Pedestrian	Pedestrian	Pedestrian	Pedestrian	Pedestrian	Pedestrian	Pedestrian			
	1.5	Rated capacity/rated load	Q	kg	1600	1600	1800	1800	2000	2000	2200	800/1800	800/2000	
	1.6	Load centre distance	c	mm	600	600	600	600	600	600	600	600	600	
	1.8	Load distance, centre of drive axle to fork	lowered/lifted	x	mm	963/883 ¹	963/883 ¹	963/883 ¹	963/883 ¹	963/883 ¹	963/883 ¹	950/890 ¹	950/890 ¹	
	1.9	Wheel base	lowered/lifted	y	mm	1304/1228 ¹	1304/1228 ¹	1304/1228 ¹	1381/1301 ¹	1381/1301 ¹	1381/1301 ¹	1449/1370 ¹	1404/1338 ¹	1404/1338 ¹
	Weights	2.1	Service weight incl. battery		kg	430	357/372	430	357/372	495	385/426	606	558	603
2.2		Axle loading laden	drive end/load end	kg	680/1350	680/1350	746/1542	746/1542	789/1699	789/1699	908/1833	822/1539	937/1664	
2.3		Axle loading unladen	drive end/load end	kg	384/104	384/104	384/104	384/104	384/104	384/104	384/104	411/145	458/145	
Tyres/chassis	3.1	Tyres			Polyurethane	Polyurethane	Polyurethane	Polyurethane	Polyurethane	Polyurethane	Polyurethane	Polyurethane		
	3.2	Tyre size	drive end	mm	ø 230 x 75	ø 230 x 75	ø 230 x 75	ø 230 x 75	ø 230 x 75	ø 230 x 75	ø 230 x 75	ø 230 x 75		
	3.3	Tyre size	load end	mm	ø 85 x 105	ø 85 x 110	ø 85 x 100	ø 85 x 100	ø 85 x 100	ø 85 x 100	ø 85 x 100	2x ø 85 x 65 (Single: ø 85 x 90)	2x ø 85 x 65 (Single: ø 85 x 90)	
	3.4	Support castor size		mm	ø 125 x 40	ø 125 x 40	ø 125 x 40	ø 125 x 40	ø 125 x 40	ø 125 x 40	ø 125 x 40	2x ø 125 x 40	2x ø 125 x 40	
	3.5	Number of wheels (x = driven)	drive end/load end			1x + 2/2	1x + 2/2	1x + 2/4	1x + 2/4	1x + 2/4	1x + 2/4	1x + 2/4	1x + 2/4	
	3.6	Tread	drive end	b ₁₀	mm	482	482	482	482	482	482	482	482	
	3.7	Tread	load end	b ₁₁	mm	395	395	395	395	395	395	380 (340)	380 (340)	
Dimensions	4.4	Lift		h ₃	mm	130	130	130	130	130	130	675	675	
	4.9	Height drawbar in driving position	min./max.	h ₁₄	mm	740/1250	740/1250	740/1250	740/1250	740/1250	740/1250	720/1240	720/1240	
	4.15	Fork height, lowered		h ₁₃	mm	85	85	85	85	85	85	85	85	
	4.19	Overall length		l ₁	mm	1660	1660	1660	1660	1730	1730	1820	1807	1882
	4.20	Length to face of forks		l ₂	mm	510	510	510	510	580	580	670	617	692
	4.21	Overall width		b ₁ /b ₂	mm	720	720	720	720	720	720	720	720	720
	4.22	Fork dimensions	DIN ISO 2331	s/e/l	mm	55/165/1150	55/165/1150	55/165/1150	55/165/1150	55/165/1150	55/165/1150	55/165/1150	50/180/1190	50/180/1190
	4.25	Overall fork width		b ₅	mm	520/560/680	520/560/680	520/560/680	520/560/680	520/560/680	520/560/680	560 (520)	560 (520)	
	4.32	Ground clearance, centre of wheel base		m ₂	mm	36/166	36/166	36/166	36/166	36/166	36/166	20/145	20/145	
	4.34.1	Aisle width for pallets 1000 x 1200 crossways		A _{st}	mm	1947 ¹ /1962	1947 ¹ /1962	1947 ¹ /1962	1947 ¹ /1962	1997 ¹ /2017	1997 ¹ /2017	2060 ¹ /2055	2045	2120
	4.34.2	Aisle width for pallets 800 x 1200 lengthways		A _{st}	mm	1997 ¹ /2012	1997 ¹ /2012	1997 ¹ /2012	1997 ¹ /2012	2047 ¹ /2067	2047 ¹ /2067	2110 ¹ /2105	2095	2170
4.35	Turning radius		W _a	mm	1560/1495 ¹	1560/1495 ¹	1560/1495 ¹	1560/1495 ¹	1610/1550 ¹	1610/1550 ¹	1670/1585 ¹	1645/1585 ¹	1720/1660 ¹	
Performance data	5.1	Travel speed	laden/unladen	km/h	6/6	6/6	6/6	6/6	6/6	6/6	6/6	6/6	6/6	
	5.2	Lift speed	laden/unladen	m/s	0.040/0.060	0.040/0.060	0.040/0.060	0.040/0.060	0.040/0.060	0.040/0.060	0.034/0.043	0.115/0.184	0.115/0.184	
	5.3	Lowering speed	laden/unladen	m/s	0.071/0.065	0.071/0.065	0.071/0.065	0.071/0.065	0.071/0.065	0.071/0.065	0.070/0.063	0.326/0.130	0.326/0.130	
	5.8	Max. gradeability kB 5	laden/unladen	%	14/24	14/24	13/24	13/24	11/24	11/24	10/24	12/24	10/24	
	5.9	Acceleration time over 10 m	laden/unladen	s	7.58/6.50	7.58/6.50	7.65/6.50	7.65/6.50	8.04/6.50	8.04/6.50	8.04/6.50	8.45/7.10	8.45/7.10	
	5.10	Service brake				Electromagnetic	Electromagnetic	Electromagnetic	Electromagnetic	Electromagnetic	Electromagnetic	Electromagnetic	Electromagnetic	
Electric engine	6.1	Drive motor rating S2 60 min		kW	1.2	1.2	1.2	1.2	1.2	1.2	1.2	1.2	1.2	
	6.2	Lift motor rating at S3 15%		kW	1.0	1.0	1.0	1.0	1.2	1.2	1.4	1.2	1.2	
	6.3	Battery according to DIN 43531/35/36 A. B. C. no			British Standard	British Standard	British Standard	British Standard	2PzS	2PzS	3PzS	British Standard	2PzS	
	6.4	Battery voltage/nominal capacity K _s		V/Ah	24/150	24/82 - 24/164	24/150	24/82 - 24/164	24/250	24/205 - 24/410	24/375	24/150	24/250	
	6.5	Battery weight ±5% (depends on make)		kg	141	56 - 71	141	56 - 71	213	110 - 141	301	144	191	
	6.6	Energy consumption according to VDI cycle		kWh/h	0.38	0.38	0.38	0.38	0.38	0.38	0.38	0.38	0.38	
Misc.	8.1	Drive control			AC control	AC control	AC control	AC control	AC control	AC control	AC control	AC control		
	8.4	Sound pressure level at driver's ear		dB(A)	68.7	68.7	68.7	68.7	68.7	68.7	68.7	62.0	62.0	

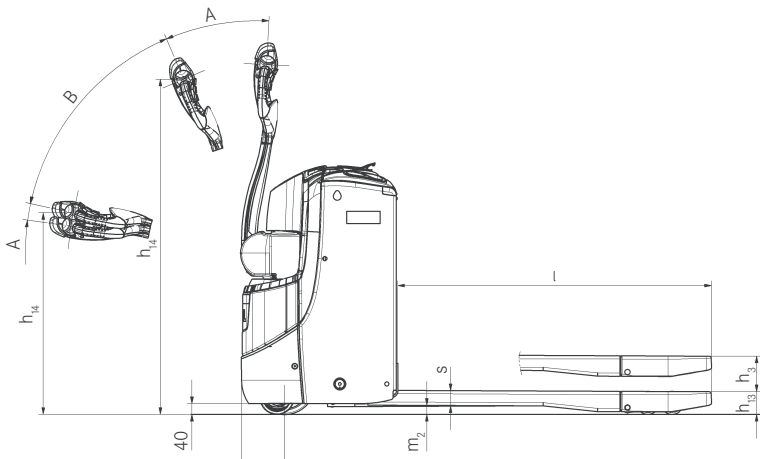
¹ Initial lift lifted

Optional stand-on platform (pedestrian/standing)

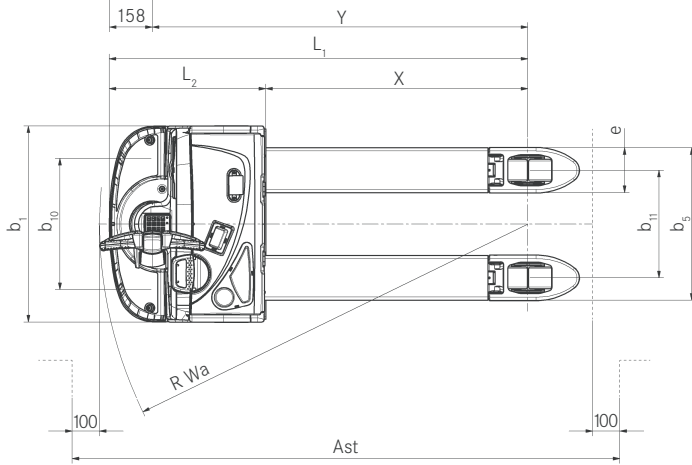
		EXU 20 S	EXU 22 S			
1.2	Manufacturer's type designation					
1.4	Operator type	Standing	Standing			
2.1	Service weight incl. battery	kg	610	659		
2.2	Axle loading laden	drive end/load end	kg	896/1689	934/1851	
2.3	Axle loading unladen	drive end/load end	kg	384/104	384/104	
4.9	Height drawbar in driving position	min./max.	h ₁₄	mm	740/1250	740/1250
4.19	Overall length	pedestrian/standing	l ₁	mm	1890/2270 ¹	1980/2360 ¹
4.20	Length to face of forks	pedestrian/standing	l ₂	mm	740/1140 ¹	830/1210 ¹
4.34.1	Aisle width for pallets 1000 x 1200 crossways	pedestrian/standing	A _{st}	mm	1987/2162 ¹	2078/2253 ¹
4.34.2	Aisle width for pallets 800 x 1200 lengthways	pedestrian/standing	A _{st}	mm	2037/2212 ¹	2128/2303 ¹
4.35	Turning radius/initial lift lowered	pedestrian/standing	W _a	mm	1600/1775 ¹	1690/1865 ¹
	Turning radius/initial lift raised	pedestrian/standing	W _a	mm	1520/1695 ¹	1610/1785 ¹
5.1	Travel speed	laden/unladen	km/h	6/6	6/6	

¹ Initial lift lifted

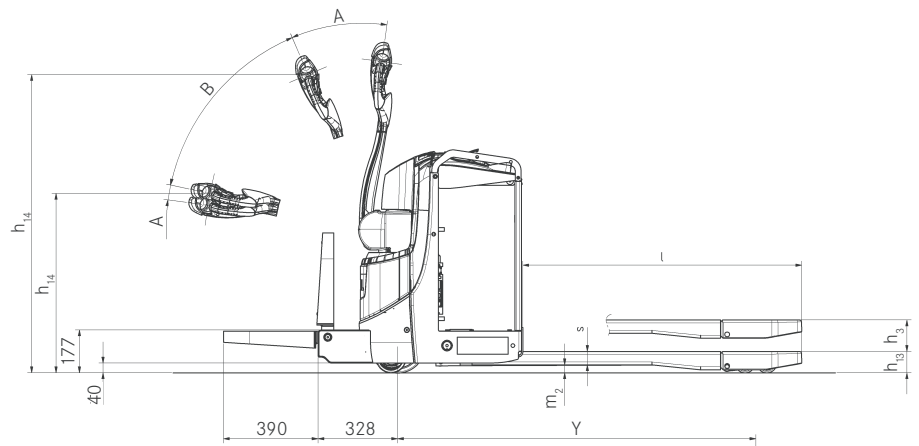
EXU Low Lift Pallet Truck
 Technical Drawings



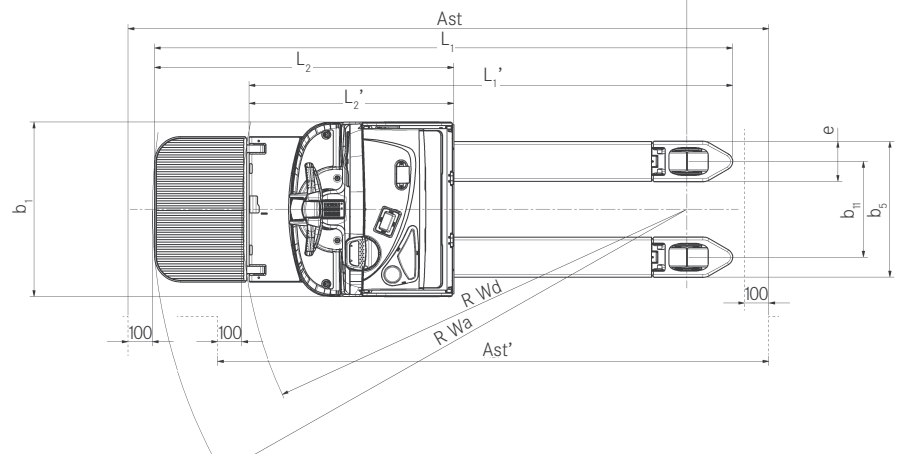
Side view



Top view



Side view EXU with optional stand-on platform



Top view EXU with optional stand-on platform

EXU Low Lift Pallet Truck
Compact all-round truck for challenging applications



Access authorisation FleetManager 4.x



Profiled drive wheel



View on tip of forks



Lateral battery change

EXU Low Lift Pallet Truck

Compact all-round truck for challenging applications

EXU

Are you looking for a powerful low lift pallet truck for transporting loads weighing up to 2,200 kg across short distances? A warehouse assistant which can be manoeuvred precisely and safely even in confined spaces? Then you should take a look at the EXU! Thanks to its compact size, it is best suited to locations with limited space – from narrow warehouse gangways to loading and unloading lorries and working in supermarket aisles. Intelligent: the unique OPTISPEED tiller automatically adapts the speed of the forklift truck to the tiller angle, thus ensuring that goods are transported safely and quickly. Plus, with the ECO and BOOST driving programmes, you can choose between maximum output and optimum efficiency at the press of a button. Are you looking to not just transport goods but also protect your employees' health when carrying out order picking? The EXU-H model has an impressive variably adjustable working height of up to 760 mm which guarantees an ergonomically optimum body position for all operators. The optional auto-lift function provides even more comfort – a sensor detects the upper edge of the loaded goods and automatically adapts the working height. If another layer of goods is added or removed, the loading forks move up or down a fraction by themselves.

EXU Li-Ion

The EXU Li-Ion is an efficient and compact bundle of energy, which guarantees optimum availability. Not only is interim charging of the forklift truck possible, but the charging process itself is significantly quicker than that of conventional lead batteries – the lithium-ion battery can be charged to 60 percent in just 40 minutes. But that is by no means all of the advantages of this modern drive technology: with up to 2,500 charging cycles, the lithium-ion battery lasts around twice as long as a lead battery and can also be used in a cold store. This groundbreaking technology is also setting new standards with regard to safety. Every battery cell is monitored in real time. As a result of the extremely precise discharge indicator, the output can also be utilised extremely efficiently. Due to the fact that lithium-ion batteries concentrate a large amount of energy into a small space, the EXU Li-Ion is also the most compact forklift truck in the EXU product line. In short, it is the ideal low lift pallet truck for extended periods of operation in industry, the retail market and logistics.

Extensive Equipment

Power

- High handling performance: powerful, reliable and low-maintenance drive motor
- Performance boost: BOOST mode can be activated for particularly demanding tasks
- Extremely compact and available: lithium-ion battery concentrates a large amount of energy into a small space and allows for quick and easy interim charging

Precision

- Very precise and smooth steering
- Accurate operation: gentle and sensitive acceleration

Ergonomics

- Efficient and intuitive operation: driving, lifting and steering processes can be simultaneously controlled by left- or right-handed operators with just one hand and without having to change grip
- Tangibly better: control elements can be easily differentiated by their tactile characteristics
- Hands free: practical storage compartments and a writing pad with built-in clipboard

Compactness

- Compact and mobile: gets to work quickly even in confined spaces and narrow aisles
- It couldn't be more compact: the lithium-ion version offers the most compact dimensions

Safety

- Maximum driver protection: sensitive impact plate in the optimal position
- Safety in confined spaces: curved tiller shape protects the driver from getting trapped in front
- Accidental roll-back is prevented: automatic stop function even on ramps
- OPTISPEED 3.0: driving speed automatically adapts to the tiller angle
- All-round safety: full hand guard integrated into the tiller

Environmental Responsibility

- Very few noise emissions
- ECO driving programme: maximum energy efficiency at the touch of a button
- Over 95 percent of all materials used are recyclable

EXU Low Lift Pallet Truck

Compact all-round truck for challenging applications

OPTISPEED 3.0: speed adapts to the tiller angle

Powerful, reliable and low-maintenance motor

Lithium-ion battery: exceptionally compact and offering excellent availability



Equipment Variants

	EXU 16	EXU 18	EXU 20	EXU 22	EXU-H 18	EXU-H 20	EXU Li-Ion	
General	Noise-minimised version: PIEK certified	○	○	—	—	○	○	
	2 driving programs: ECO and BOOST	●	●	●	●	●	●	
	Easy-grip tiller for left and right-handed operators	●	●	●	●	●	●	
	Low-maintenance AC drive	●	●	●	●	●	●	
	Hinged stand-on platform	—	—	○	○	—	○	
	Various fork lengths	○	○	○	○	○	○	
	Cold-store version	○	○	○	○	○	○	
	Adjustable DIN A4 writing pad	○	○	○	○	○	○	
Wheels	Drive wheel tyres, polyurethane, 230 x 75 mm	●	●	●	●	●	●	
	Drive wheel tyres, polyurethane, 230 x 75 mm, profiled	○	○	○	○	○	○	
	Drive wheel tyres, soft polyurethane, 72 Shore, 230 x 75 mm	○	○	○	○	○	○	
	Drive wheel tyres, soft polyurethane, 72 Shore, 230 x 75 mm, natural-coloured	○	○	○	○	○	○	
	Drive wheel tyres, soft polyurethane, 72 Shore, 230 x 75 mm, natural-coloured, profiled	○	○	○	○	○	○	
	Drive wheel tyres, soft polyurethane, 72 Shore, 230 x 75 mm, profiled	○	○	○	○	○	○	
	Load roller tyres, polyurethane, single, 85 x 110 mm	●	○	○	○	—	—	●
	Load roller tyres, polyurethane, tandem, 85 x 85 mm	●	●	●	●	—	—	○
Safety	Load roller tyres, polyurethane, single, 85 x 110 mm, lubricated axles and lifting link	○	○	○	○	—	○	
	Load roller tyres, polyurethane, tandem, 85 x 85 mm, lubricated axles and lifting linke	○	○	○	○	—	○	
	OPTISPEED: controls the speed in accordance with the tiller angle	●	●	●	●	●	●	
	FleetManager: Access authorisation	○	○	○	○	○	○	
	FleetManager: Shock detection	○	○	○	○	○	○	
	FleetManager: Reports	○	○	○	○	○	○	
	PIN code access	○	○	○	○	○	○	
	Accessories bracket on the load side	○	○	○	○	○	○	
Battery system	Load backrest	○	○	○	○	○	○	
	Battery changing using crane	●	●	●	●	●	—	
	Battery compartment for 134 Ah to 150 Ah lead-acid batteries	●	●	—	—	●	—	
	Battery compartment for 200 Ah to 250 Ah lead-acid batteries	○	○	●	—	—	●	
	Battery compartment for 300 Ah to 375 Ah lead-acid batteries	—	—	—	●	—	—	
	Battery compartment for 200 Ah to 250 Ah lead-acid batteries, for lateral battery change	—	○	○	—	—	○	
	Battery compartment for 300 Ah to 375 Ah lead-acid batteries, for lateral battery change	—	—	—	○	—	—	
	Built-in charger for gel batteries	○	○	○	○	○	—	
	Built-in charger for wet-cell batteries	○	○	○	○	○	—	
	82 Ah STILL lithium-ion battery for EXU 16+18 Li-Ion	—	—	—	—	—	—	●
164 Ah STILL lithium-ion battery for EXU 16+18 Li-Ion	—	—	—	—	—	—	○	
205 Ah STILL lithium-ion battery for EXU 20 Li-Ion	—	—	—	—	—	—	●	
410 Ah STILL lithium-ion battery for EXU 20 Li-Ion	—	—	—	—	—	—	○	
External Li-Ion charger, fully charged within 90 minutes	—	—	—	—	—	—	●	

● Standard ○ Optional — Not available

STILL



STILL Materials Handling Ltd
Aston Way
Leyland Preston
PR26 7UX
Tel.: +44 (0)845 603 6827
Fax: +44 (0)1772 454668

STILL Materials Handling Ltd
19 Hennock Road
Marsh Barton Trading Estate
Exeter
EX2 8RU
Tel.: +44 (0)1392 435151
Fax: +44 (0)1392 824328
info@still.co.uk
For further information please visit:
www.still.co.uk



STILL is certified in the following areas: Quality management, occupational safety, environmental protection and energy management.



first in intralogistics