

# LTX Technical Data

## Electric Rider-seated Tractor

---

LTX 70

---



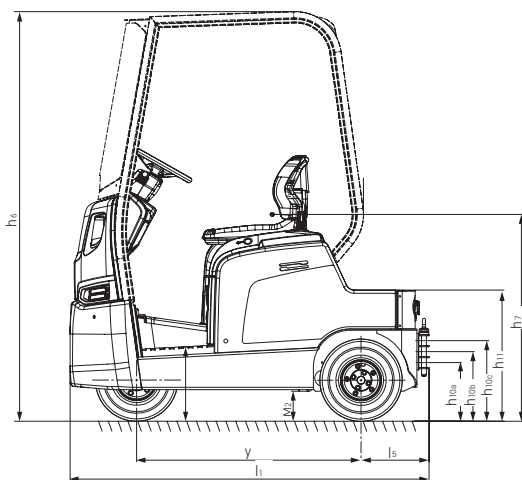
# LTX Electric Rider-seated Tractor

## Intelligent pulling

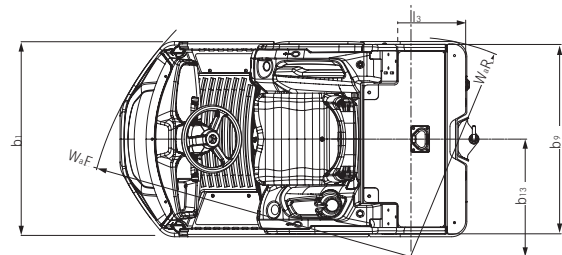
This specification sheet, which conforms to VDI guideline 2198, provides the technical values for the standard equipment only. Different tyres, other masts, the use of accessories, etc. may result in other values.



Features	1.1	Manufacturer			STILL
	1.2	Manufacturer's type designation			<b>LTX 70</b>
	1.3	Drive			Electric
	1.4	Operation			Seated
	1.5	Nominal load capacity/load	Q	kg	150
Weights	1.7	Rated drawbar pull	F	N	1400
	1.9	Wheel base	y	mm	1190
	2.1	Weight incl. battery	with/without cabin		kg 1515/1260
Tyres/chassis	2.2	Axle load, laden	front/rear		kg 662/853
	2.3	Axle load, unladen	front/rear		kg 550/710
	3.1	Tyres			Superelastic/ pneumatic/air
	3.2	Tyre size	front		4.00-8/6PR
	3.3	Tyre size	rear		4.00-8/6PR
	3.5	Number of wheels (x = driven wheel)	front/rear		1/2x
	3.7	Track width	rear		b <sub>11</sub> mm 860
Basic dimensions	4.7	Height to top of overhead guard (cabin)	h <sub>6</sub>		mm 2070
	4.8	Seat height relative to SIP	h <sub>7</sub>		mm 1020
	4.12	Coupling height a, b, c	h <sub>10</sub>		mm 285/340/395
	4.13	Loading height, unladen	h <sub>11</sub>		mm 645
	4.16	Length of loading platform	with/without cabin		l <sub>3</sub> mm 265/520
	4.17	Length of overhang	l <sub>5</sub>		mm 350
	4.18	Width of loading platform	b <sub>9</sub>		mm 900
	4.19	Overall length	l <sub>1</sub>		mm 1830
	4.21	Overall width	b <sub>1</sub>		mm 998
	4.32	Ground clearance at centre of wheel base	m <sub>2</sub>		mm 135
	4.34	Working aisle width	A <sub>st</sub>		mm 2765
	4.35	Outer turning radius	front		W <sub>af</sub> mm 1650
	4.35.1	Turning radius	rear		W <sub>ar</sub> mm 1115
Inner turning radius		b <sub>13</sub>		mm 600	
Performance data	5.1	Speed	laden/unladen		km/h 11/19
	5.5	Drawbar pull	laden/unladen		N See diagram
	5.6	Max. drawbar pull	laden/unladen		N See diagram
	5.7	Gradeability	laden/unladen		% See diagram
	5.8	Max. gradeability	laden/unladen		% See diagram
5.10	Brakes			Hydraulic/electric	
Electric engine	6.1	Drive motor, output S2 60 min			kW 4.5
	6.3	Battery equipment to DIN 4353/35/36 A, B, C			DIN 43531 A
	6.4	Battery capacity K <sub>S</sub>		V/Ah	48 V 3PzS 345/375
	6.5	Battery weight		kg	560
	Misc.	10.7	Sound pressure level L <sub>PAZ</sub> (driver's seat)		
10.8		Trailer coupling, type/DIN			3-stage-coupling
10.9		Step height	min./max.		mm 350/370
		Battery change			Lateral

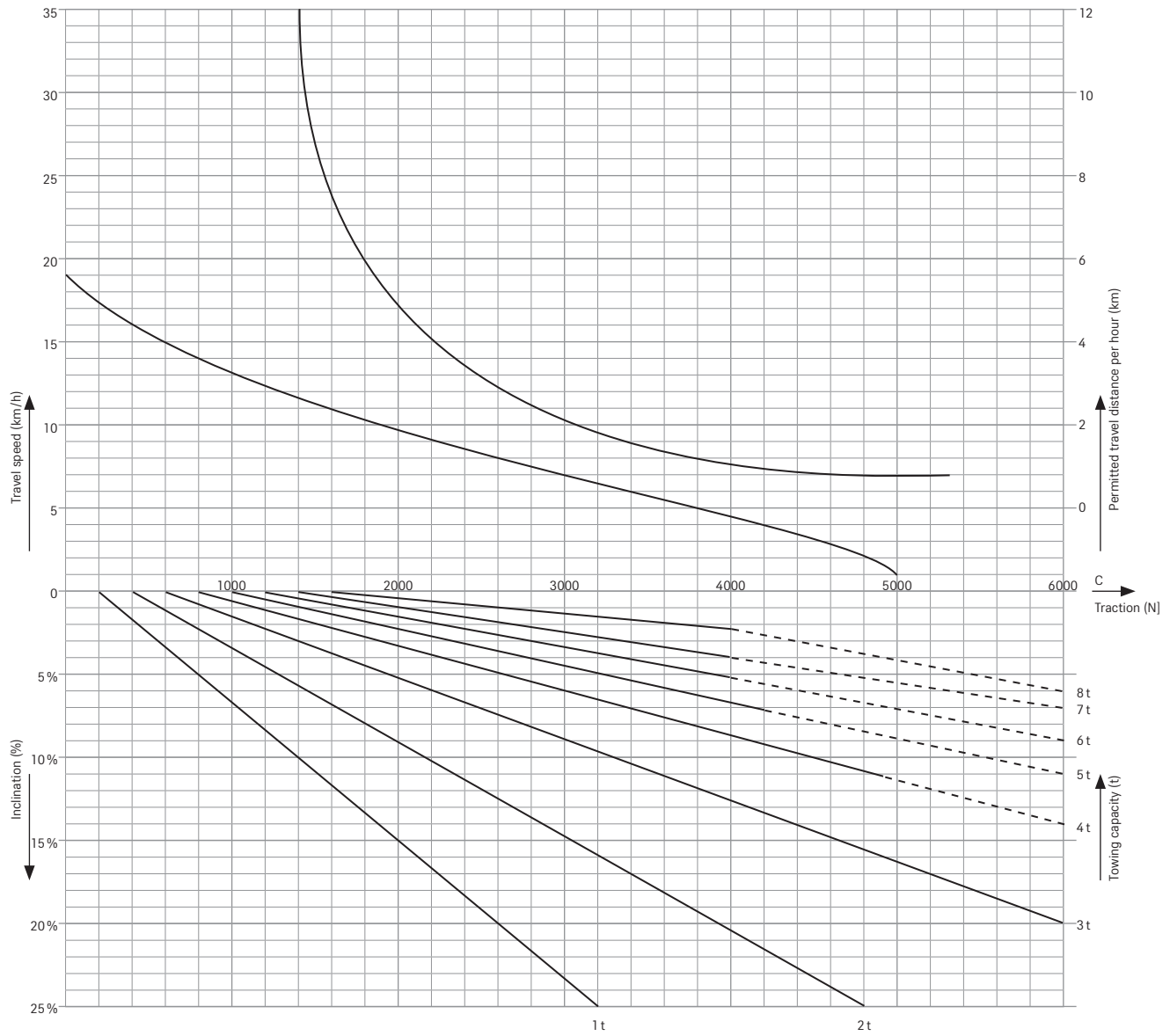


Side view



Top view

# LTX Electric Rider-seated Tractor Performance Diagram



In case of trailer load-gradient-combinations, shown by the solid line, a restart on the slope can be made after a stop. The permitted travel distance per hour is the total distance including return journeys and descents. It is recommended to use trailers with brakes if the trailer weight is more than 2.5 t, and for all trailer loads if there is travel on inclines/gradients.

LTX Electric Rider-seated Tractor  
Detailed Photos



STILL's proven lateral battery change ensures optimum vehicle availability and ergonomics



Safe operation at all times thanks to the STILL ramp indicator, displaying reliably and at a glance the current slope of the terrain



Efficient and comfortable: The pedestrian mode eliminates the need to get on and off for short distances



Ample leg room and top driver comfort thanks to the spacious footwell



Safe and comfortable from the first step to the last: the low and non-slip entry step makes it easy for the driver to get in and out



The operator workspace offers numerous adjustable options, such as the adjustable steering column, to ensure users can work productively, comfortably and without impacting their health, regardless of how tall they are



Safe operation: With the LED daytime driving light operators always have good visibility and are also reliably seen themselves



Reliable protection of all important components thanks to optional protective variants

LTX Electric Rider-seated Tractor  
Intelligent pulling



## LTX Electric Rider-seated Tractor Intelligent pulling

---

Low access step and spacious footwell

LED daytime driving lights – low energy consumption, high safety level, excellent durability

Pedestrian operation provides efficient production supply



Three letters stand for the next stage of evolution in electric tractors and transport vehicles: LTX. This forward-looking forklift truck pulls up to eight tonnes quickly and reliably to wherever you want – whether indoors or outdoors. The automatic parking brake ensures safe starting on ramps and easy dismounting: It is activated as soon as the vehicle remains stationary. The STILL Ramp Indicator also informs the driver at all times of the current incline or gradient. Achieving optimal forklift truck utilisation has never been easier. Even frequent mounting and dismounting over short distances is a thing of the past with the LTX, as in pedestrian operation mode the vehicle follows the operator at every turn.

It is not just the low access step that makes it comfortable to sit down in the truck: The driver's seat that is also used in the forklift sector impresses with its excellent springing and cushioning, while the spacious footwell also provides sufficient space for the largest work shoes. The durable and environmentally friendly LED daytime driving lights ensure the vehicle is visible at all times – a significant plus for safety at work. The multifunctional use, whether in the production supply, as tigger train, in facility management or in the transport of luggage at airports: The future of more efficient horizontal transports has begun.

### The 'Simply Efficient' factors: Performance attributes as a measure of economic efficiency

---



#### Simply easy

---

- Optimal forklift truck utilisation: gradient display informs you at a glance about the current incline and gradient situation
- Connect trailers quickly and safely with clear view of the trailer coupling
- Precision at the touch of a button: reversing device enables you to drive the tractor safely and precisely up to the trailer
- Sensitive acceleration and steering guarantee that goods are transported safely and smoothly
- Comfortably seated: spring-mounted and cushioned driver's seat based on STILL forklift truck design offers a high level of comfort
- Easy access thanks to low step



#### Simply powerful

---

- High handling rate: pulls and transports loads of up to 8 tonnes
- Fast transport of goods thanks to top speed of up to 20 km/h and high gradeability
- Low wear and long service intervals of 1,000 operating hours
- Compact design and extreme manoeuvrability for optimum working performance, combined with sensitive drive control



#### Simply safe

---

- Optimum safety through combination of three braking systems: electric brake, hydraulic brake and automatic parking brake
- Be seen: LED daytime driving lights make the vehicle clearly more visible
- No unintended rolling away: the automatic parking brake is activated as soon as the truck remains stationary
- Excellent durability of the tractor battery through easy maintenance: The battery's acid level is monitored and shown in the display
- Long-lasting and energy-saving LED lights



#### Simply flexible

---

- Simple, fast, stress-free: renewed energy in just a few moments with lateral battery change
- Always hands-free: generous storage facilities in the truck, e.g. for documents, beverage bottles and mobile devices
- Different towing couplings for a variety of trailers



#### Simply connected

---

- Concisely informed: the STILL neXXt fleet web application brings together all relevant truck information at a glance
- Innovative STILL FleetManager keeps operator and truck safe: operator management and shock detection as well as damage and cost minimisation thanks to access control

# LTX Electric Rider-seated Tractor

## Equipment Variants



		LTX 70
Driver's cab	Sprung and cushioned chassis	●
	Integrated storage facilities, cup holder	●
	LCD display to show active operating statuses	●
	Adjustable steering column	●
	12 V vehicle socket	●
	Sprung driver's seat, adjustable to truck length and weight	●
	Sprung driver's seat, adjustable to truck length and weight, with seat heating	○
	Lap belt for driver's seat	○
	Removable clipboard	○
	Driver's cab, height 2,070 mm	○
	Weather protection, height 2,070 mm	○
	Load protection grid to secure the load in the direction of travel	○
	Ventilator in the cab	○
	Display in km/h	●
	Display in mph	○
Drives	Maintenance-free drive motor	●
	Fully enclosed drive motor	●
	Integral current and temperature sensors for function monitoring	●
Brake	Regenerative braking system	●
	Energy recovery when braking	●
	Hydraulic operating brake	●
Safety and performance	Automatic parking brake	●
	FleetManager: access authorisation, shock detection, reports	○
	PIN code access, keyless, with rotary control	○
	Lighting in accordance with German Road Traffic Licensing Regulation	○
	Display of ramp angle in % for travel on inclines and gradients, STILL Ramp Indicator	●
	Incline start assistant	●
	Working lights	○
	Lighting unit set high at rear	○
	Steering angle-dependent speed control	○
	Speed selector switch to limit the max. speed, preset to 20/12 km/h (forward/reverse)	●
	Reversing device to rear right and left	○
	Lashing eyes on the platform	○
Battery system	Battery changing with changing frame and pallet truck	●
	Lateral battery changing with roller track	○
	Battery bridge for lateral battery removal and replacement	○
	Built-in charger	○
	Additional exterior battery socket	○
Additional equipment	Protective skirting at front	○
	3-stage trailer coupling at the rear	●
	Electrically unlocking rear trailer coupling	○
	Front trailer coupling	○
	Prepared for data terminal and printer	○
	Gear tray for installing raised lighting units	○
	Fastening clamp for terminal, clipboard, mirror and easy entry aid	○
Hydraulic supply to operate hydraulically driven tugger train trailer	○	
Pedestrian operation for easy order picking	○	

● Standard ○ Option — Not available



STILL GmbH  
Berzeliusstr. 10  
22113 Hamburg  
Germany

Tel.: +49 40 73 39 20 00

Fax: +49 40 73 39 20 01

info@still.de

**For further information please visit**

**[www.still.eu](http://www.still.eu)**

STILL is certified in the following areas: Quality management, occupational safety, environmental protection and energy management.



**first in intralogistics**